
















Name Key

Pre-Test

Total Points: \_\_\_\_/5

Use the graph to answer each question.

| Favorite Bagel |   |           |   |
|----------------|---|-----------|---|
| Plain          |       | Blueberry |      |
| Wheat          |     | Cinnamon  |     |

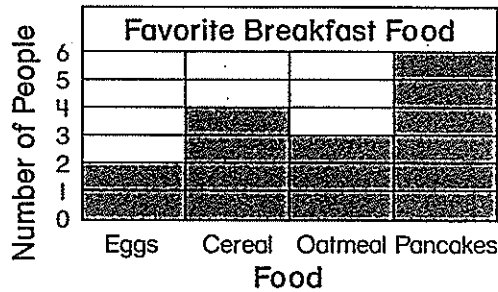
Each  = 1 person.

① How many children like blueberry bagels best?

- 2                      3                      4                      6
- (A)                      (B)                      (C)                      (D)

② Which bagel was chosen by the most children?

- Plain                      Wheat                      Blueberry                      Cinnamon
- (A)                      (B)                      (C)                      (D)


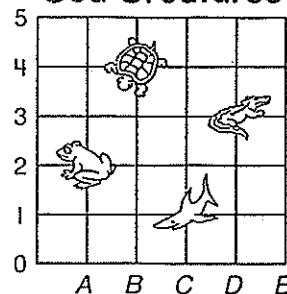


③ How many children liked cereal the best?

- (A) 2
- (B) 4
- (C) 6
- (D) 8

Mark the ordered pair.

Sea Creatures



- (A) (C, 1)
- (B) (D, 3)
- (C) (A, 2)
- (D) (B, 4)

















- (A) (C, 1)
- (B) (D, 3)
- (C) (A, 2)
- (D) (B, 4)


Name \_\_\_\_\_

Pre-Test

Total Points: \_\_\_\_/5

Use the graph to answer each question.

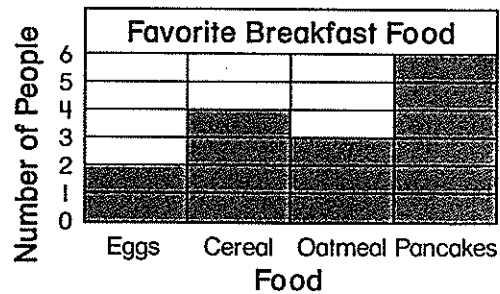
| Favorite Bagel |   |           |   |
|----------------|---|-----------|---|
| Plain          |      | Blueberry |      |
| Wheat          |     | Cinnamon  |     |

Each  = 1 person.**1** How many children like blueberry bagels best?

- 2                      3                      4                      6
- (A)                      (B)                      (C)                      (D)

**2** Which bagel was chosen by the most children?

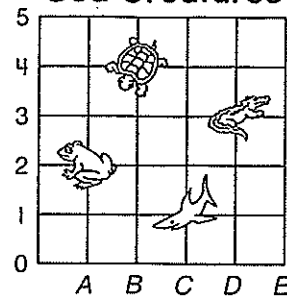
- Plain                      Wheat                      Blueberry                      Cinnamon
- (A)                      (B)                      (C)                      (D)

**3** How many children liked cereal the best?

- (A) 2
- (B) 4
- (C) 6
- (D) 8

Mark the ordered pair.

## Sea Creatures

**4** 

- (A) (C, 1)
- (B) (D, 3)
- (C) (A, 2)
- (D) (B, 4)

**5** 

- (A) (C, 1)
- (B) (D, 3)
- (C) (A, 2)
- (D) (B, 4)

Name

Key













Final Test

Total Points: \_\_\_\_/6

Use the graph to answer the questions.

①

Favorite Fish

|         |   |
|---------|---|
| Spotted |       |
| Gold    |     |
| Striped |       |

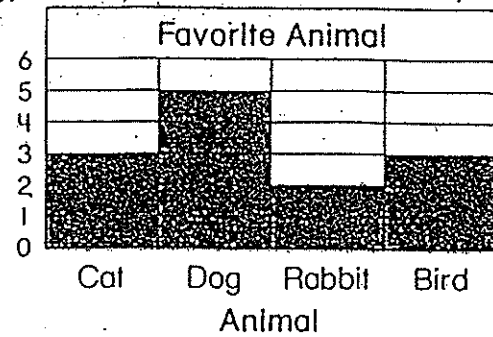
Each  = 2 fish.

Which fish is the least favorite?

Gold

②


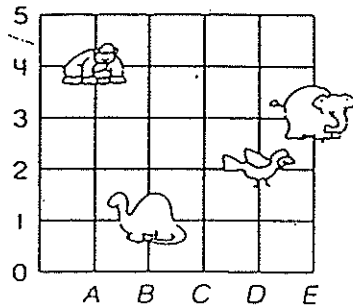
Number of Animals



How many children were asked to name their favorite animal?

13 children


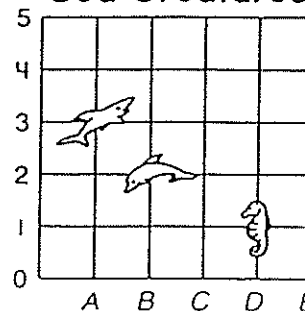
③ Write the ordered pair.

 (B, 1)

④

Write the ordered pair.










Sea Creatures

 (B-2)

Use the graphs to answer the questions.

⑤

Favorite Winter Activity

|          |   |
|----------|---|
| Sledding |     |
| Skating  |      |
| Skiing   |     |

Each  = 2 people.


Which winter activity is the least favorite?

Skiing

⑥

Number of People

Favorite Pizza Toppings



How many more people like pepperoni than onion?

4 people














Name \_\_\_\_\_

Final Test

Total Points: \_\_\_\_\_/6

Use the graph to answer the questions.

①

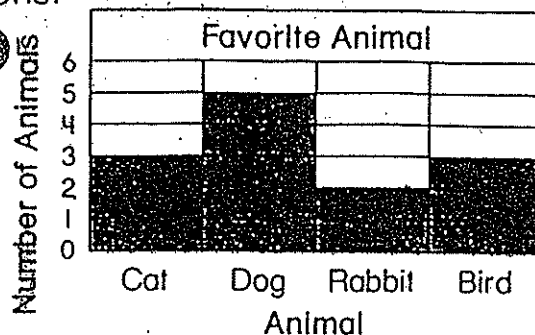
| Favorite Fish |   |
|---------------|---|
| Spotted       |        |
| Gold          |     |
| Striped       |       |

Each  = 2 fish.

Which fish is the least favorite?

\_\_\_\_\_

②

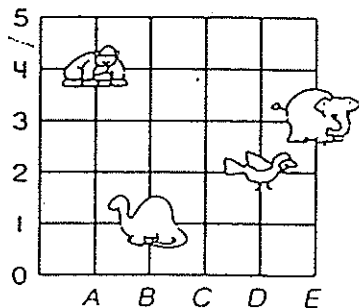


How many children were asked to name their favorite animal?

\_\_\_\_\_ children

③

Write the ordered pair.

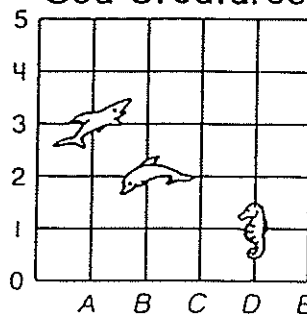


\_\_\_\_\_

④

Write the ordered pair.











Sea Creatures



\_\_\_\_\_

Use the graphs to answer the questions.

⑤


| Favorite Winter Activity |   |
|--------------------------|---|
| Sledding                 |      |
| Skating                  |      |
| Skiing                   |     |

Each  = 2 people.

Which winter activity is the least favorite?

\_\_\_\_\_

⑥



How many more people like pepperoni than onion?

\_\_\_\_\_ people

Name


Key

Final Test

Total Points:        / 22

1 How many minutes before 3:00 is it?

8-3




+1

15

minutes before 3:00

Write the time. Then circle another way to say the time.

2


8-2  
8-310:30 +1

half past 10

+1

20 minutes  
before 11

3

4:50 +1

quarter past 4

10 minutes  
before 5

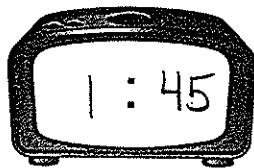
+1

Write the time. Circle another way to say the time.

4



+1



half past 1

+1

quarter to 2

Circle A.M. or P.M. to tell the time.

5

8-6

8:00 A.M.  
P.M.

+1

6

7:00 A.M.  
P.M.

+1

7

10:00 A.M.  
P.M.

+1

Draw the clock hands and write the end time.



Starts

Lasts

Ends


8 Go to the amusement park.

8-5




12:00

3 hours




3:00 +1

9 Watch a school play.



5:00

1 hour and 30 minutes



6:30 +1

Circle the amount of time each activity would take.

10

8-4




about 3 minutes

about 3 hours

about 3 days +1

11




about 1 minute

about 1 hour +1

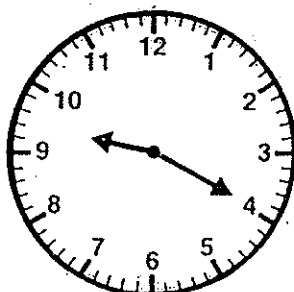
about 1 day

12

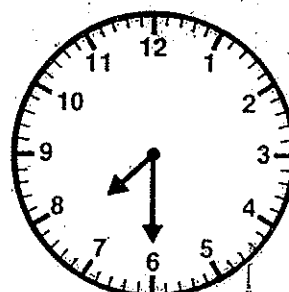
8-1



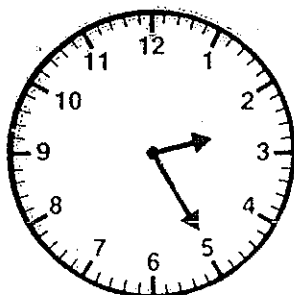
11:05




9:20




7:30



2:25



10:10



6:25

+6

Name \_\_\_\_\_

Final Test

Total Points: \_\_\_\_\_ / 22


- 1 How many minutes before 3:00 is it?



\_\_\_\_\_ minutes before 3:00

Write the time. Then circle another way to say the time.

2




half past 10

20 minutes  
before 11

: \_\_\_\_\_

3



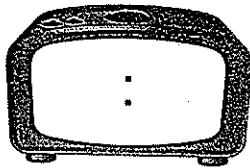
quarter past 4

10 minutes  
before 5

: \_\_\_\_\_

Write the time. Circle another way to say the time.

4



half past 1

quarter to 2

Circle A.M. or P.M. to tell the time.

5



8:00

A.M.

P.M.

6



7:00

A.M.

P.M.

7




10:00

A.M.


P.M.

Draw the clock hands and write the end time.

8 Go to the amusement park.



Starts




12:00


Lasts

3 hours

Ends




9 Watch a school play.




5:00

1 hour and 30 minutes



Circle the amount of time each activity would take.

10




about 3 minutes

about 3 hours

about 3 days

11




about 1 minute


about 1 hour

about 1 day


12




\_\_\_\_\_




\_\_\_\_\_




\_\_\_\_\_



\_\_\_\_\_



\_\_\_\_\_



\_\_\_\_\_




Name \_\_\_\_\_

Pre-Test

Total Points: \_\_\_\_\_/10


- ① How many minutes before 6:00 is it?




15 minutes before 6:00

+1


Circle the amount of time each activity would take.

- ②  about 1 minute  
 about 1 hour  
 about 1 day

- ③  about 30 minutes  
 about 30 hours  
 about 30 days

- ④ Draw the clock hands and write the end time.


Go to the beach.




Starts

Lasts

Ends



2 hours


2:004:00

- ⑤ Circle the time

8:00 P.M.

11:00 A.M.


6:00 P.M.



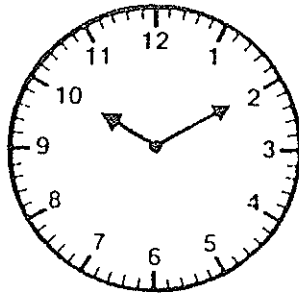
Write the time shown on the clock.

6

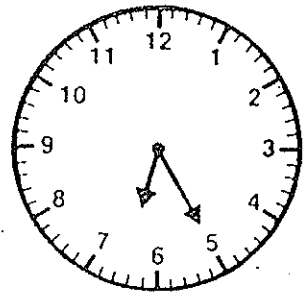
8-1



2:25




10:10



6:25

Name \_\_\_\_\_

- ① How many minutes before 6:00 is it?



\_\_\_\_\_ minutes before 6:00

Circle the amount of time each activity would take.

②



about 1 minute  
about 1 hour  
about 1 day

③




about 30 minutes  
about 30 hours  
about 30 days

④

Draw the clock hands and write the end time.


Go to the beach.




Starts

Lasts

Ends



2 hours




⑤

Circle the time

8:00 P.M.

11:00 A.M.

6:00 P.M.



Write the time shown on the clock.

6

